

13.11.20

Year 2 Maths

Today's Maths is a little different. This week is **MATHS WEEK ENGLAND**. It's a time when we look at Maths through lots of different **fun activities**. So today I've set a fluency task that I want you all to try, lots of fun tasks for you to choose from and a '**Maths About Me!**' task that I want everyone to complete. I'm really looking forward to seeing what you do, so please send lots of photos to me at: year2@st-jo-st.dudley.sch.uk

Maths Week England



9th - 14th November



Fluency

Answer these questions




Write a number story for one of these calculations

1	$55 - 20 = \underline{\quad}$	/1
2	$10 - 4$ is equal to $\underline{\quad} + 2$.	/1
3	$70 + 23 = \underline{\quad}$	/1
4	$60 + \underline{\quad} = \underline{\quad}$ tens and 2 ones	/1
5	2 4 6 $\underline{\quad}$ 10 12 $\underline{\quad}$ 14 $\underline{\quad}$	/1

Choose at least 2 of these tasks

On the next few pages you will find some fun games and activities to try. I'd like you to choose at least 2 of these tasks. Some of them need playing cards – if you haven't got any you can use the ones on pages 9 and 10 or just make your own.



Be a Maths Detective

- Can you think of any mathematical questions which you could ask and answer using the picture?
- Try to include questions about as many different areas of maths as you can.
- If you are stuck, have a look at the prompts below.



Can you create some mathematical questions about this picture? Use the prompts in the yellow and blue boxes to help you.

Here are some words which you might like to use:

same different altogether
 total more fewer add subtract
 take away double half row
 arms hair skirt shorts trousers
 eyes ears boys girls

Here are some question frames which might help you:

How many are there altogether?
 How many more than are there?
 How many fewer than are there?
 If children went out to play, how many would be left?
 How many more children would you need to make a group of?

My mathematical questions:



**How many times can you
throw and catch a ball in one
minute?**

**Challenge other people in your
house to see if they can beat
your score.**



This is a fun activity
to practise your P.E.
and Maths skills!

Don't forget to
send me lots of
photos.

As we have been learning how to count in 3s, why don't you practise your skills with this activity?

Go with an adult on a walk around your local area.

Can you find all the numbers we say when we are counting in 3s from 3 to 36? Can you find numbers that we would say when counting in 3s that are more than 36?





The games on the next 2 pages use playing cards. If you haven't got any, I've put some ones you could print and cut out on pages 9 and 10 or you could just make your own.

NUMBER BOND SNAP

(for 2 or more players)

This game is like snap, but players look for number bonds to a target number rather than the same number (e.g. – If you are looking for number bonds to 8, the pairs: 1 and 7, 2 and 6, 3 and 5 or 4 and 4 would be 'snap').

Remove the picture cards (K, Q & J) to play.

Ace (A) = 1.

Try choosing a different target number for each round and repeat any that are tricky.



These activities have been created for Maths Week England 2020 by the Cambs Maths Team.

TAKE 2

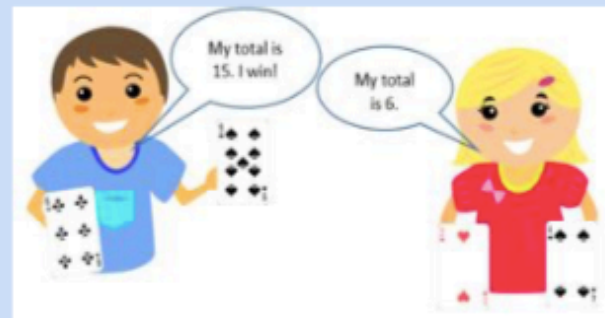
(for 2 or more players)

Remove the picture cards (K, Q & J) and shuffle the deck.

Ace (A) = 1.




Each player should take two cards from the top of the pack and add the numbers together.



The player with the highest total wins a point. Record the points as you go.



Try it with subtraction as well.

These activities have been created for Maths Week England 2020 by the Cambs Maths Team.






Art Time

Why don't you make some pictures by tracing round different shapes? You could cut some shapes out of cardboard – an empty cereal packet will do - and draw round them. Don't forget to use lots of colours to make your pictures really stand out.

I'd love to see what you do, so don't forget to send lots of photos to me.



Make a pattern

Collect some natural objects outside and create a repeating pattern.

You could collect objects and arrange them to show the sequence of numbers when we count in 2s, 3s, 5s or 10s.



Maths About Me

I would like everyone to complete this activity.

Follow the instructions to create a poster telling me all about you - in numbers!



Maths About Me!

Look at this example.

Think of a number fact about yourself. Write that fact down. Then think of a number sentence to match the fact.

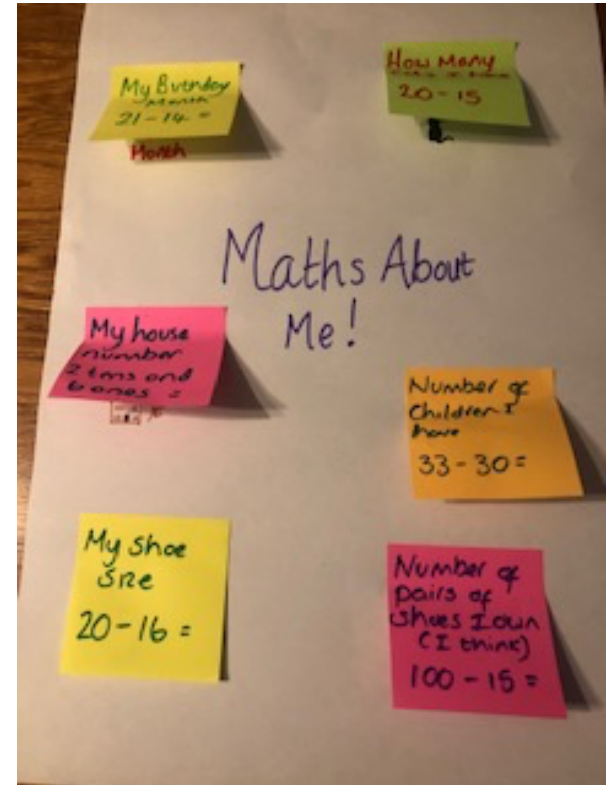
Example.

I have 5 cats.

5 is my fact.


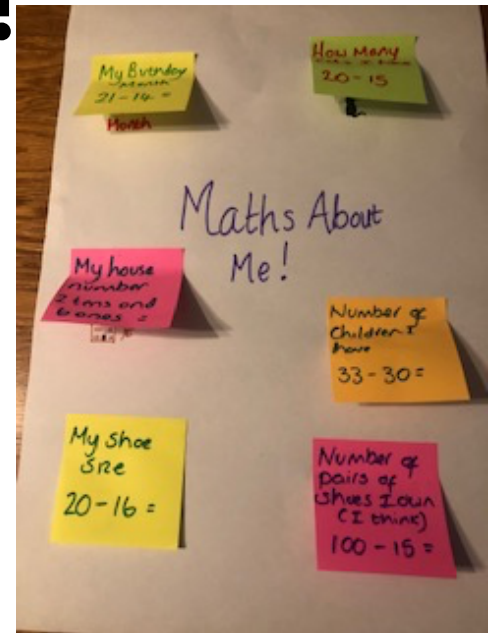
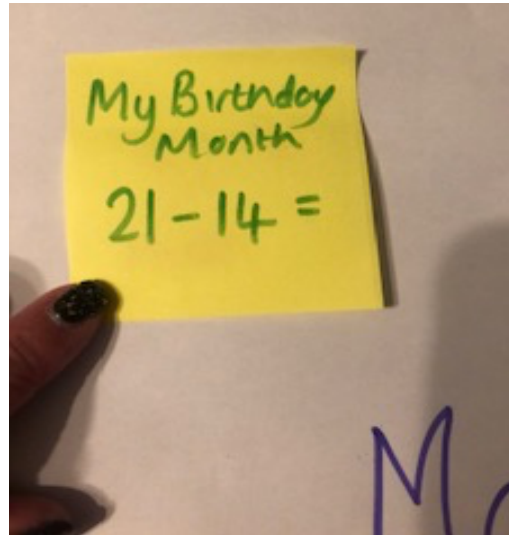
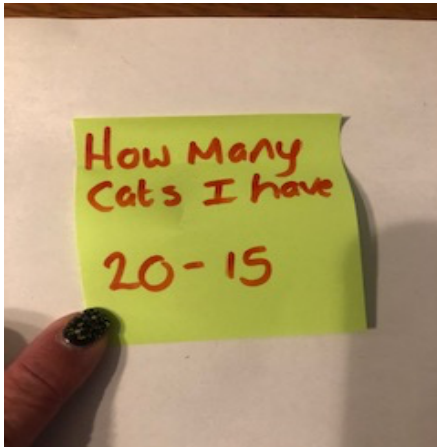
$$20 - 15 = 5$$

I am going to use my number sentence as a clue.



Write the fact on a poster and then write the clue on a post-it or piece of card to create a flap just like the one in the picture.

Maths About Me!



Write the fact on a poster and then write the clue on a post-it or piece of card to create a flap just like the one in the picture. You could even add a picture




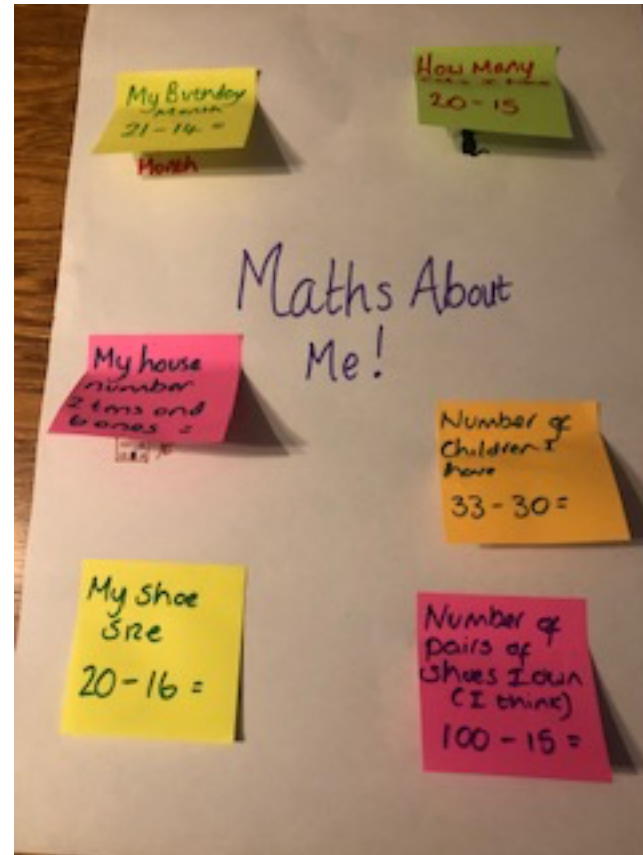
Maths About Me!

How many facts can you think of? How many clues can you create?

Try to create at least 6 clues for 6 facts.

I've popped a template on the next page that you might want to use- or you can just use paper.

Have a look at Mrs Riley's poster. Can you work out my clues?




age	birth month	birth date
family members	me	number of pets
house number	shoe size	favourite number

Thank you for all your hard work, Year 2. You are amazing.

I would absolutely LOVE to see any of the activities you complete.

Please send them to me at year2@st-jo-st.dudley.sch.uk

*you
are
amazing.*



Peanut says, "Hello. Year 2!"